



SMART & SUSTAINABLE FARMING

PERFORMANCE TABLES

TARGET	INDICATOR	2017	2018	2019	2020	2021	PROGRESS (2017-2021)	
SUPPORTING ADOPTION OF REGENERATIVE AGRICULTURAL PRACTICES								
Implementing regenerative agricultural practices across 100% of McCain potato acres by 2030	% potato acres	N/A	N/A	N/A	New Target	Baselining underway for priority regions	N/A	ON TRACK
Operating three Farms of the Future by 2025, dedicated to developing regenerative agricultural practices	# operating Farms of the Future	N/A	N/A	New Target	1	1	1 of 3 farms	ON TRACK
MIGITATING THE CLIMATE CHANGE IMPACT OF OUR OPERATIONS AND SUPPLY CHAIN								
25% intensity reduction in CO2 emissions from farming, storage and freight by 2030	Emissions intensity (tCO ₂ e/t raw potato)	0.122	0.123	0.124	0.124	0.120	-1.6%	NEEDS ATTENTION
PROMOTING THE EFFICIENT USE OF WATER								
Improving water-use efficiency by 15% in water-stressed regions by 2025	Water-use intensity in water-stressed regions (m ³ /t raw potato)	56.2	53.6	62.7	56.4	53.7	-4.4%	ON TRACK
20% of all potato crops grown for McCain to use stress-tolerant varieties by 2025	% water stress-tolerant varieties	17%	17%	18%	19%	20%	3%	ON TRACK
SUPPORTING THE LONG-TERM DEVELOPMENT OF FARMERS								
Training, technology and knowledge transfer to growers	# training hours	N/A	>34,000	>32,500	>27,500	>21,000	-23% (20-21)	MONITORING
	# technologies transferred	146	210	237	257	273	6% (20-21)	ON TRACK





RESOURCE-EFFICIENT OPERATIONS

PERFORMANCE TABLES

TARGET	INDICATOR	2017	2018	2019	2020	2021	PROGRESS (2017-2021)	
SUPPORTING ADOPTION OF REGENERATIVE AGRICULTURAL PRACTICES								
50% reduction in CO2 emissions by 2030, 25% reduction by 2025 (Scope 1 & 2)	Absolute direct emissions (tCO ₂ e)	1,434,213	1,440,880	1,427,174	1,349,644	1,302,943	-9%	ON TRACK
Ceasing coal use by 2025	% non-electrical energy from coal	8.3%	8.7%	7.9%	7.8%	5.7%	-2.6%	ON TRACK
100% renewable electricity in French fry and appetizer plants by 2030	% electricity from renewable sources	~1%	~1%	1.2%	3.7%	14.6%	13.6%	ON TRACK
60% intensity reduction in CO2 emissions by 2030 (Scope 1&2)	Emissions intensity (tCO ₂ e/t finished product)	0.333	0.324	0.321	0.319	0.299	-10%	ON TRACK
30% intensity reduction in CO2 emissions by 2030 (Scope 3)	Indirect emissions intensity (tCO ₂ e/t finished product)	0.734	0.743	0.747	0.739	0.729	-1%	NEEDS ATTENTION
PROMOTING THE EFFICIENT USE OF WATER								
15% improvement in water-use efficiency at 7 priority plants by 2025	Water-use intensity (m ³ /t finished product)	7.9	8.3	8.2	7.6	7.1	-10%	ON TRACK
STRIVING TOWARD ZERO WASTE								
Zero waste to landfill by 2025	Waste to landfill (%)	2.3%	2.8%	1.5%	1.2%	2.0%	-0.3%	MONITORING
50% reduction in food waste intensity across McCain Foods operations by 2030	Food loss and waste intensity (t/t finished product)	N/A	N/A	N/A	0.129	0.133	3.4%	NEW TARGET



RESOURCE-EFFICIENT OPERATIONS CONTINUED




TARGET	INDICATOR	2017	2018	2019	2020	2021	PROGRESS (2017-2021)	
PROMOTING THE EFFICIENT USE OF WATER								
100% plastic packaging technically recyclable by 2025	% plastic materials	86%	86%	86%	86%	89%	89%	ON TRACK 
100% paper packaging technically recyclable by 2025	% paper materials	98%	98%	98%	98%	98%	98%	ON TRACK 

PERFORMANCE TABLES



GOOD FOOD



PERFORMANCE TABLES

TARGET	INDICATOR	2017	2018	2019	2020	2021	PROGRESS (2017-2021)
IMPROVING THE NUTRITIONAL PROFILE OF OUR PRODUCTS							
15% reduction in sodium (sales weighted average) in our potato and appetizer products by 2025 (2018 baseline)	% change in sodium SWA (mg/100g) in potato products	N/A	Baseline established	+4.2%	+4.6%	+6%	+6% NEEDS ATTENTION 
	% change in sodium SWA (mg/100g) in appetizer products	N/A	Baseline established	+0.5%	-0.6%	-0.3%	No change NEEDS ATTENTION 
Removing palm oil from our frying operations for McCain-branded products by 2025	Palm oil % of total oil usage	N/A	14%	14%	14%	13%	-1% ON TRACK 



THRIVING COMMUNITIES

PERFORMANCE TABLES

TARGET	INDICATOR	2017	2018	2019	2020	2021	PROGRESS (2017-2021)	
BUILDING THRIVING COMMUNITIES								
Supporting McCain communities by donating 200 million meals to foodbanks and NGOs by 2025	# meals donated	34,800,000	30,100,000	24,200,000	53,600,000	9,789,695	-72%	ON TRACK 
Supporting farmers & families with 50,000 hours of employee volunteering by 2025	# hours employee volunteering	N/A	N/A	N/A	Program to launch in 2021	Started in July 2021	N/A	ON TRACK 
Improving the livelihoods of 10,000 vulnerable farmers and families by 2025	# estimated beneficiaries	N/A	3,760	3,991	5,203	6,077	62%	ON TRACK 